






	Gourd	P	914	927	1348	1368	497	506	23	35	34	32	646	642	75	79	876	893	2043	2047	413	432	1155	1172	8024	8133	109	1.4%
		Y	11146	11169	14978	14870	13432	13316	11500	11667	6800	6400	10949	11069	5357	5267	6083	6159	17462	17496	16520	15429	12419	12468	12012	11996	-16	-0.1%
15	Knol-Khol	A	21	23	55	56	21	22	4	6	2	3	16	17	9	10	41	43	104	105	26	28	24	26	323	339	16	4.9%
		Y	8524	8565	15436	15375	13429	13500	8500	8167	11500	11333	16063	16118	12444	12784	15561	15605	18279	18295	15962	15643	12625	13731	15458	15421	-37	-0.2%
16	Lettuce	A	40	42	83	84	25	25	2	3		2	24	24	11	13	62	63	60	61	5	6	62	63	374	386	12	3.3%
		Y	4550	4690	8253	8345	6720	6760	6500	6176		8000	4917	4792	3182	3385	3403	3556	2233	2279	2200	2667	4161	4190	4853	4933	80	1.6%
17	Pumpkin	A	60	61	114	115	104	104	50	52	8	9	119	119	199	201	309	309	152	153	5	8	194	195	1314	1326	12	0.9%
		Y	6933	7000	14018	14054	17433	17519	14120	14019	4625	4778	5143	5168	10417	10602	11864	11838	14296	14288	14400	12125	18227	18267	12711	12734	24	0.2%
18	Mustard (Leave)	A	50	51	60	62	43	43	9	11	11	9	53	54	13	14	82	82	33	33	7	11	54	55	415	425	10	2.5%
		Y	6600	6706	8417	8484	6512	6605	6444	6273	4727	4000	4943	5185	4923	4857	5622	5707	2061	2156	1571	2364	4815	4964	5665	5745	80	1.4%
19	Onion	A	62	63	55	57	37	37	8	9			28	29	18	20	69	69	112	114	36	36	63	65	488	499	11	2.3%
		Y	9500	9476	10327	10368	7514	7595	7875	7889			2643	2690	7833	7900	8087	8116	8964	8956	8083	8111	8937	8954	8461	8479	18	0.2%
20	Bitter Gour	A	64	66	85	86	48	49	12	13			66	68	21	23	83	83	74	74	11	17	100	101	564	580	16	2.9%
		Y	9406	9394	9847	9872	7979	8041	7167	7431			7803	7809	8619	8739	9096	9157	12324	12278	10182	12911	9100	9188	9385	9493	108	1.2%
21	Teasle Gourd	A	50	51	43	45	35	36	7	9			40	41	17	19	53	54	80	81	12	13	126	127	463	476	13	2.8%
		Y	6900	7000	9116	9156	8771	3778	8429	9			700	7780	11059	10684	11774	11889	8175	8247	6083	6077	12810	12827	9857	9868	10	0.1%
22	Ridge Gour	A	85	88	98	99	46	47	8	95			53	54	22	24	101	101	111	112	23	25	130	131	677	690	13	1.9%
		Y	11000	11068	11184	11202	10630	10532	10375				11208	11148	10864	10875	12218	12248	14468	14527	12913	12480	11600	11664	11936	11942	6	0.0%
23	Broccoli	A	58	65	59	61									3	4	20	20	47	48					187	198	11	5.9%
		Y	8207	8123	8475	8656									13333	12750	14650	14850	9872	9896					9481	9490	9	0.1%
24	Total Vegetables	A	1342	1403	5378	5521	887	897	199	228	74	108	2065	2073	1172	1207	1937	1950	2624	2642	663	695	1723	1752	18064	18476	412	2.3%
		Y	12883	13672	1E+05	1E+05	9910	10072	2046	2270	549	866	22961	23005	14530	14983	20224	20456	30850	31117	7739	8081	18783	19206	2E+05	3E+05	7006	2.8%
		Y	9600	9745	19653	19825	11172	11229	10281	9950	7419	8019	11119	11097	12398	12409	10441	10490	11757	11780	11673	11627	10901	10962	13628	13703	75	0.6%

  
 Chairman,  
 State Level Crop Report Committee  
 Principal Secretary, Agriculture Department  
 Meghalaya, Shillong

  
 Member Secretary  
 Director,  
 Economics & Statistics,  
 Meghalaya, Shillong

  
 Member  
 Director of Agriculture,  
 Meghalaya, Shillong

  
 Member  
 Director of Horticulture,  
 Meghalaya, Shillong



